

Inverclyde Council - Information on FPNs issued for Dog Fouling – information accurate at 4 October 2021

FPNs issued 1 April 2017 – 30 September 2021

Figure 1. Number FPNs issued by month and financial year

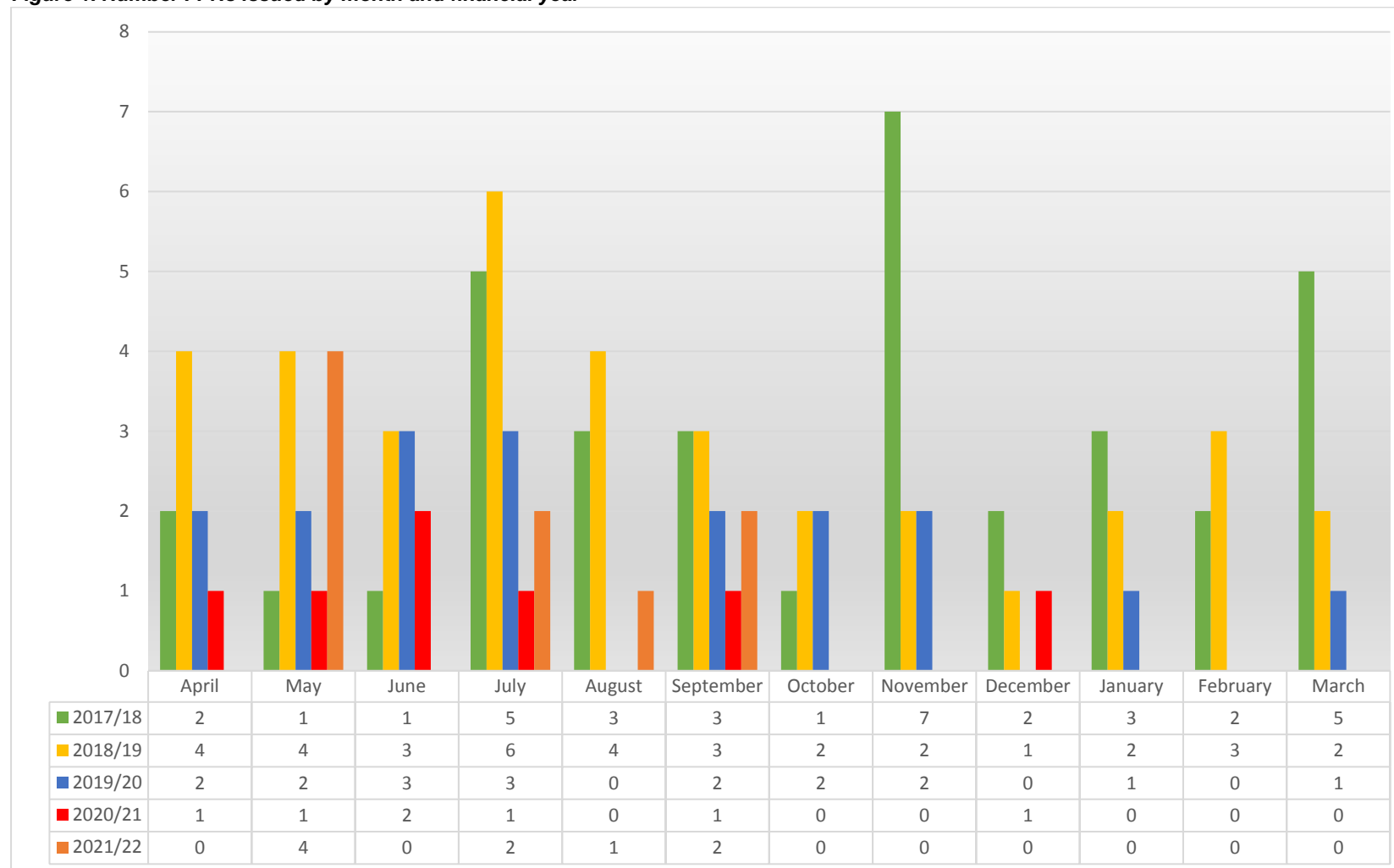
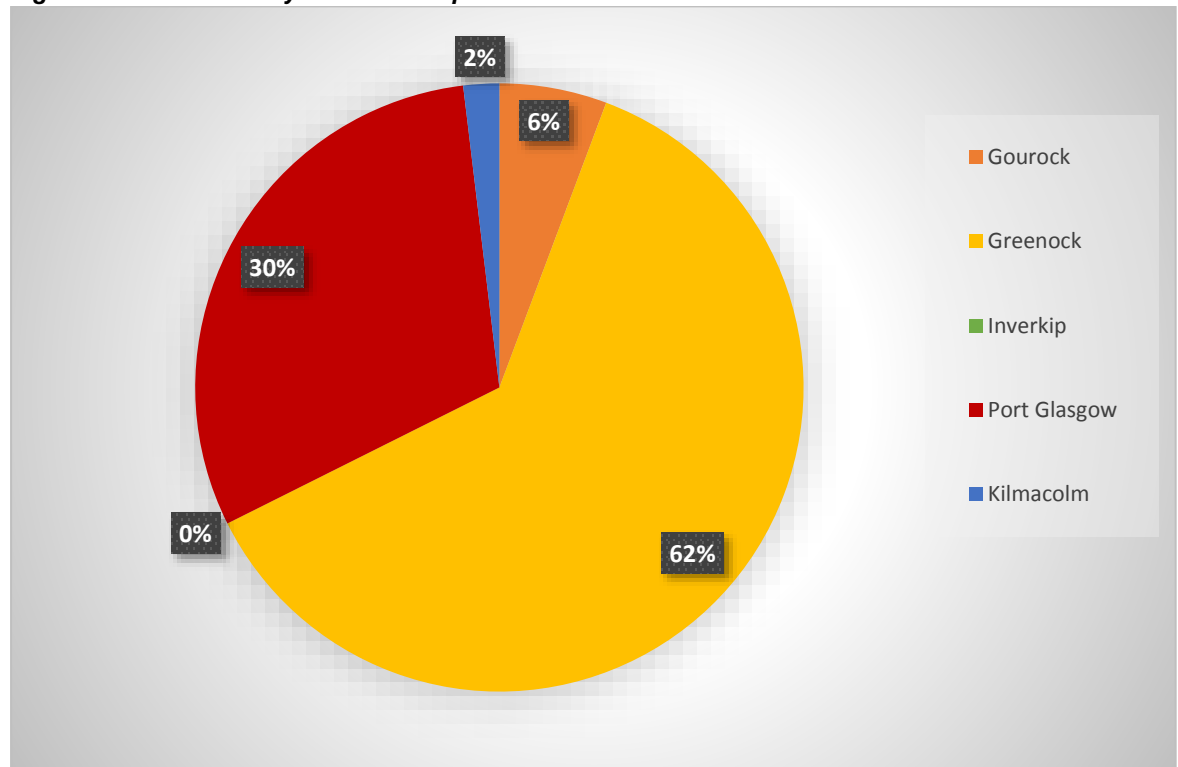


Table 1. Summary of issued FPNs

Financial Year	FPN Issued	FPNs Paid	Amount Paid	Referred to Fiscal	Cancellations
2017/18	35	18	£1,460	1	1
2018/19	36	17	£1,300	0	2
2019/20	18	8	£640	0	0
2020/21	7	5	£440	0	0
2021/22*	9	2	£160	0	0

*Please note that 2021/22 does not contain a full financial year's data

Figure 2. FPNs issued by town since April 2017



Inverclyde Council - Information on Complaints of Dog Fouling – 1 April 2017 – 30 September 2021

Figure 3. Number of Complaints raised by month and financial year

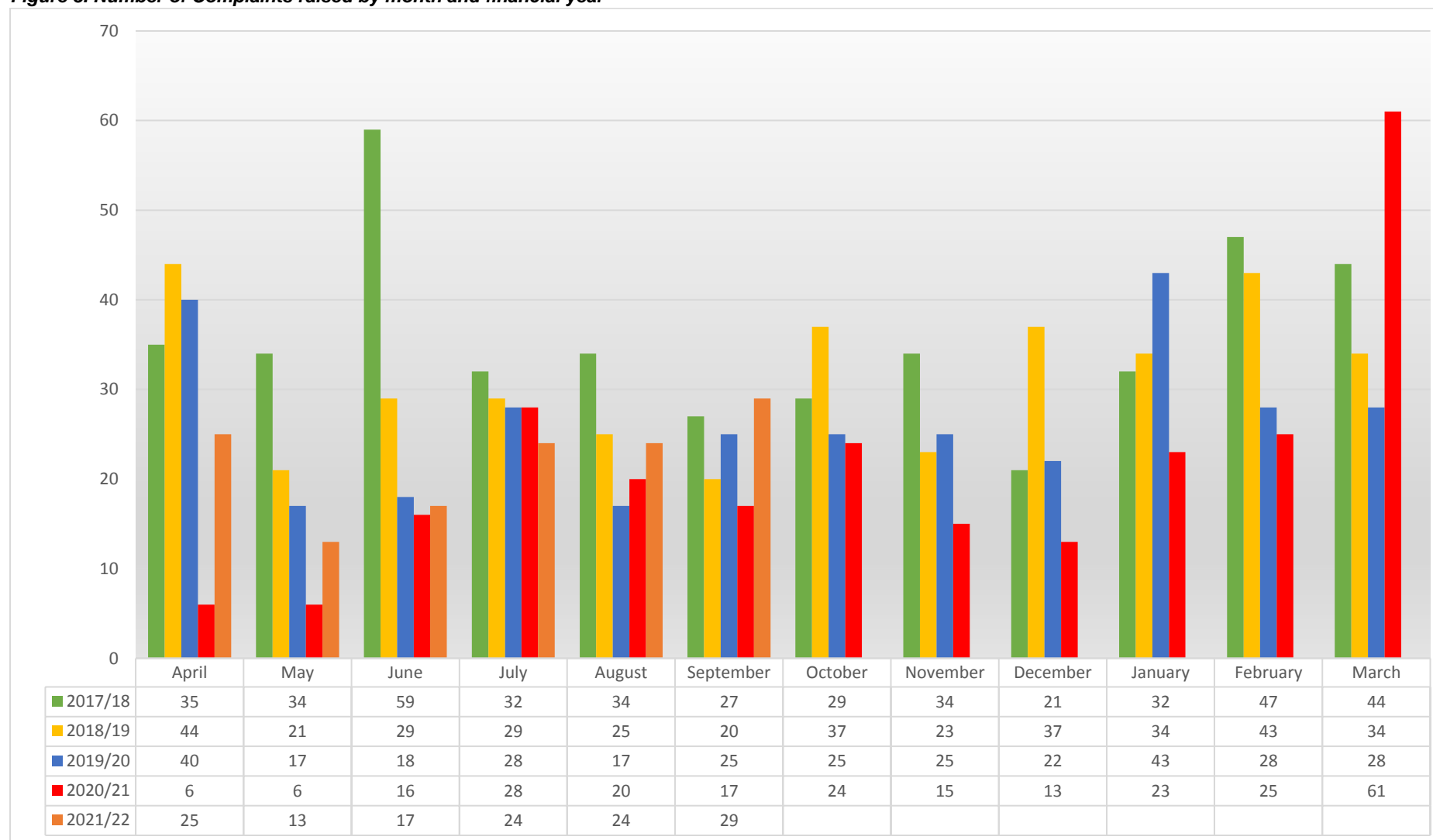


Table 2. Number of Complaints raised by locality and financial year

Wellbeing Community	2017/18	2018/19	2019/20	2020/21	2021/22*
Greenock Central and East	197	129	135	93	42
Greenock South and South West	73	57	53	35	27
Greenock West and Gourock	44	59	50	44	21
Inverkip & Wemyss Bay	39	36	20	20	16
Kilmacolm & Quarriers Village	19	20	12	25	8
Port Glasgow	53	71	45	35	18
Unidentified	3	4	1	2	0
Grand Total	428	376	316	254	132

*Please note that 2021/22 does not contain a full financial year's data

Figure 4. Complaints by locality since April 2017

