

Inverclyde Council - Information on FPNs issued for Fly Tipping – information accurate at 4 October 2021

FPNs issued 1 April 2017 – 30 September 2021

Figure 1. Number FPNs issued by month and financial year

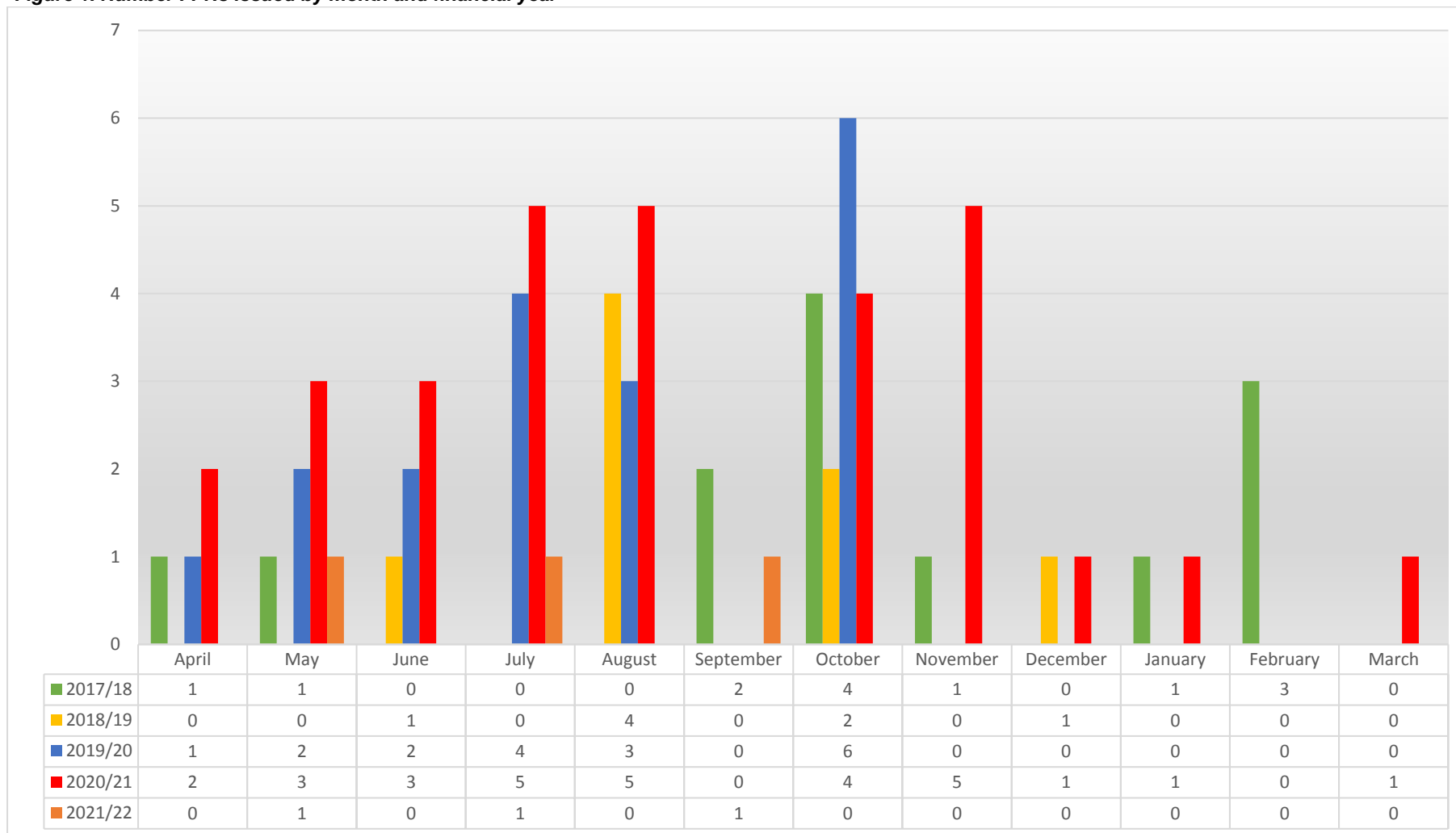
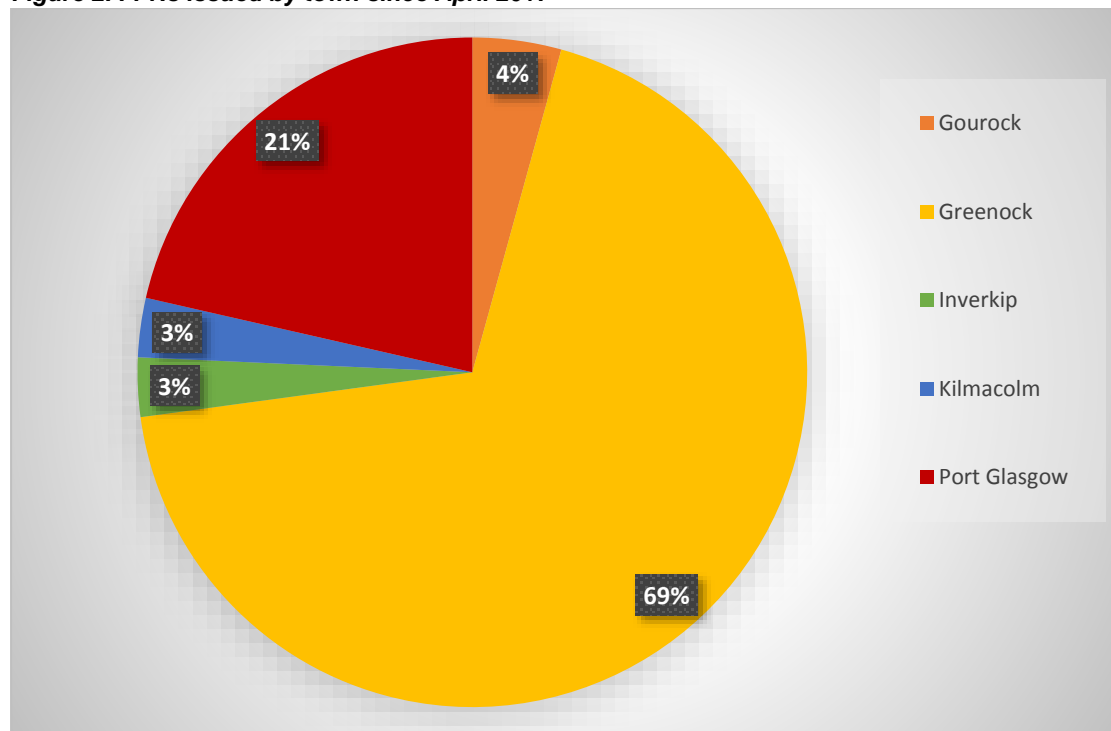


Table 1. Summary of issued FPNs

Financial Year	FPN Issued	FPNs Paid	Amount Paid	Referred to Fiscal	Cancellations
2017/18	2017/18	13	3	£600	0
2018/19	2018/19	8	2	£400	0
2019/20	2019/20	18	7	£1,400	0
2020/21	2020/21	30	9	£1,800	0
2021/22*	2021/22	3	1	£200	0

*Please note that 2021/22 does not contain a full financial year's data

Figure 2. FPNs issued by town since April 2017



Inverclyde Council - Information on Complaints of Fly Tipping – 1 April 2017 – 30 September 2021

Figure 3. Number of Complaints raised by month and financial year

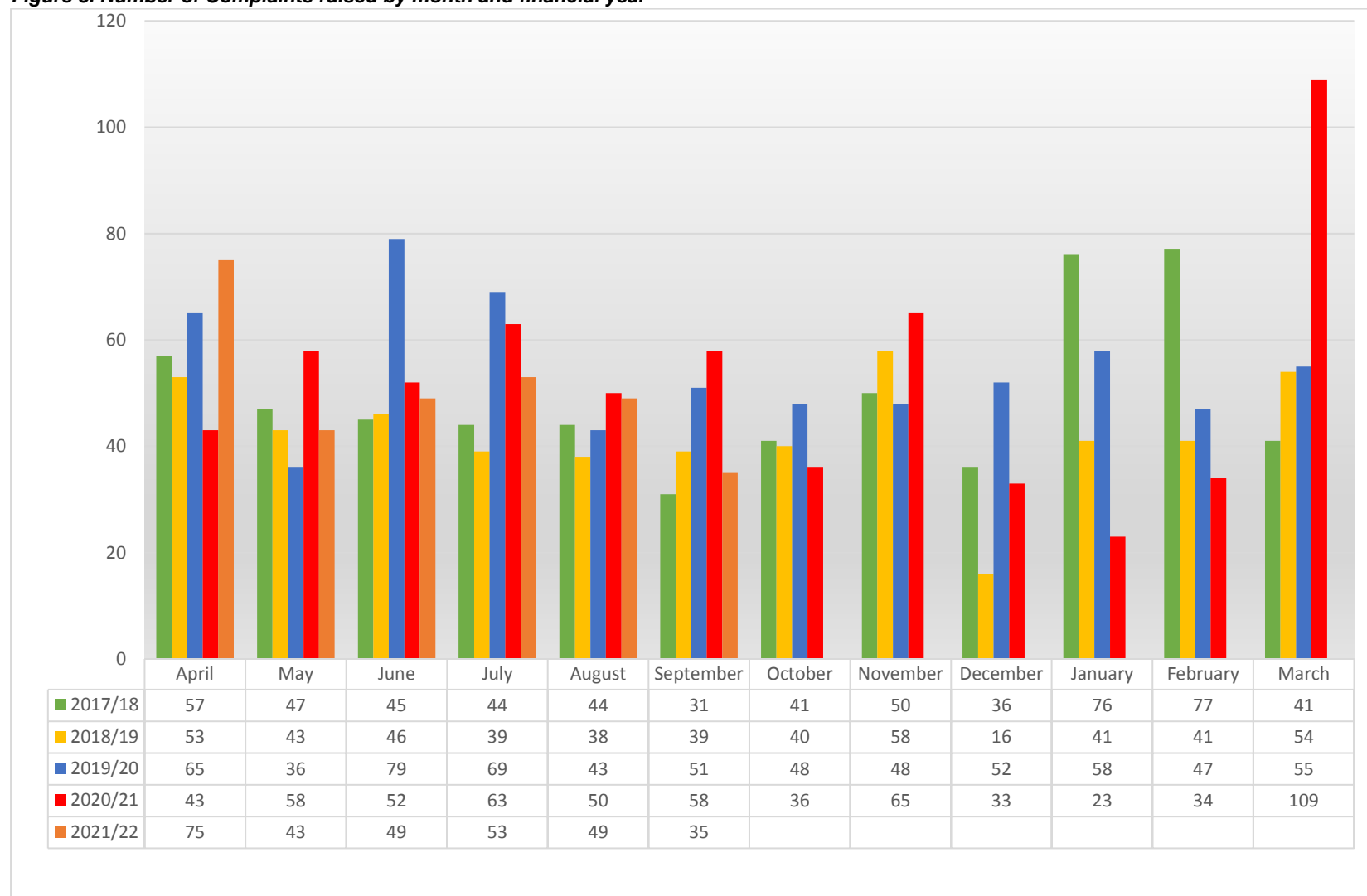


Table 2. Number of Complaints raised by locality and financial year

Wellbeing Community	2017/18	2018/19	2019/20	2020/21	2021/22*
Greenock Central and East	197	163	192	208	111
Greenock South and South West	99	83	128	128	60
Greenock West and Gourrock	39	46	54	39	28
Inverkip & Wemyss Bay	50	31	47	48	17
Kilmacolm & Quarriers Village	54	82	102	87	30
Port Glasgow	147	100	128	113	58
Unidentified	3	3	0	1	0
Grand Total	589	508	651	624	304

*Please note that 2021/22 does not contain a full financial year's data

Figure 4. Complaints by locality since April 2017

