

Population

These pages contain a range of performance information on the progress that the council is making towards the achievement of the following organisational priority:

To promote Inverclyde to both residents and visitors alike, as a great place to live, work, study and visit

The performance information here is taken from the high level indicators in the council's Corporate Plan and the council's key performance indicators.

The information on these pages relates to the following areas of performance:

- Migration
- Residents Satisfaction
- Earnings
- School leaver attainment

Migration

Migration to and from Inverclyde

The council aims to reduce the number of residents leaving the area and encourage more people to move into Inverclyde.

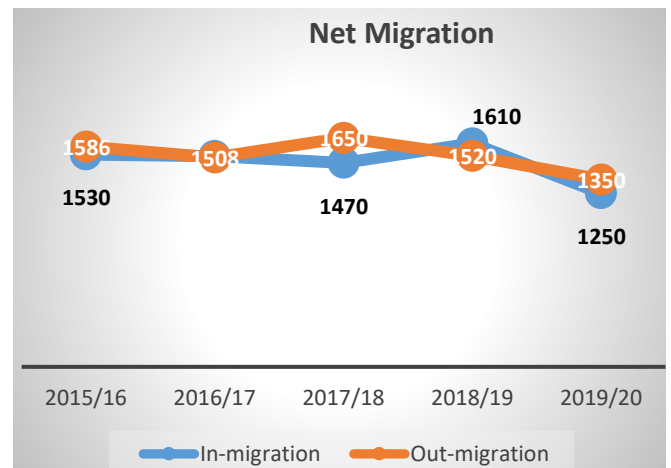
The performance information provided here on migration has been taken from the National Records of Scotland mid-year population estimates. The latest estimates were published in June 2021.

Between mid-2019 and mid-2020, it is estimated that 1,250 people moved into the area and 1,350 left, resulting in a negative net migration of -100.

The council's improvement activity to increase the local population is delivered in partnership with the Inverclyde Alliance Population Partnership.

You can find the progress reports on the work of the Partnership on the Inverclyde Alliance Board Papers, which can be viewed by following the link below:

<https://www.inverclyde.gov.uk/council-and-government/community-planning-partnership/inverclyde-alliance-board-papers>



Population

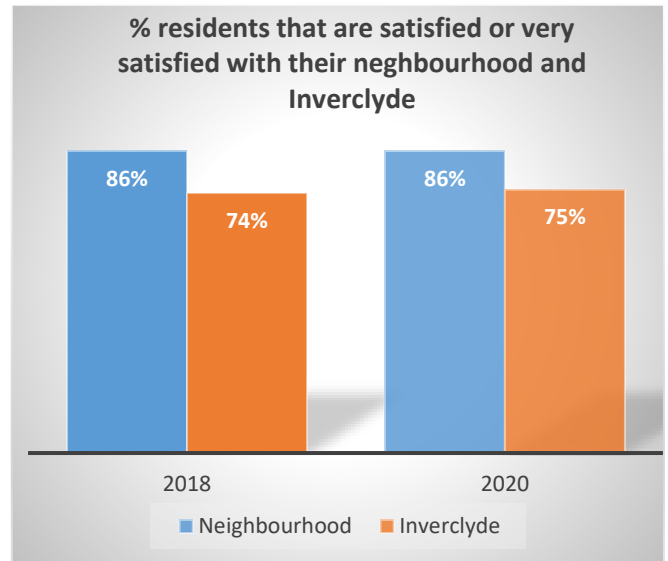
Resident Satisfaction

Satisfaction levels – Place to live

Satisfaction with your local neighbourhood and Inverclyde on the whole has an important influence on the overall quality of our lives, feelings of wellbeing and happiness.

The council measures residents' satisfaction with both Inverclyde as a place to live and local neighbourhoods through our Citizens' Panel.

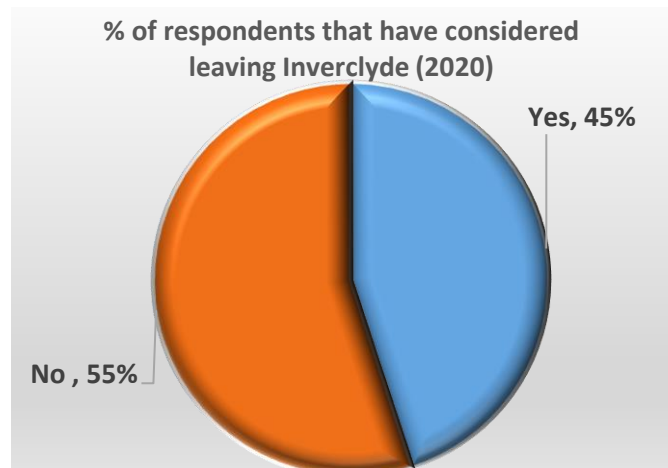
There is a higher level of satisfaction with local neighbourhoods as a place to live than with Inverclyde on the whole. Neighbourhood satisfaction levels between 2018 and 2020 have remained the same, but there has been a very small increase in satisfaction levels with Inverclyde as a place to live.



Satisfaction levels – Leaving Inverclyde

In the Citizens' Panel Spring Survey 2018 panel members were asked if they have ever considered leaving Inverclyde.

45%, of Citizens' Panel respondents said that they had considered leaving Inverclyde, whilst 55% said that they hadn't.

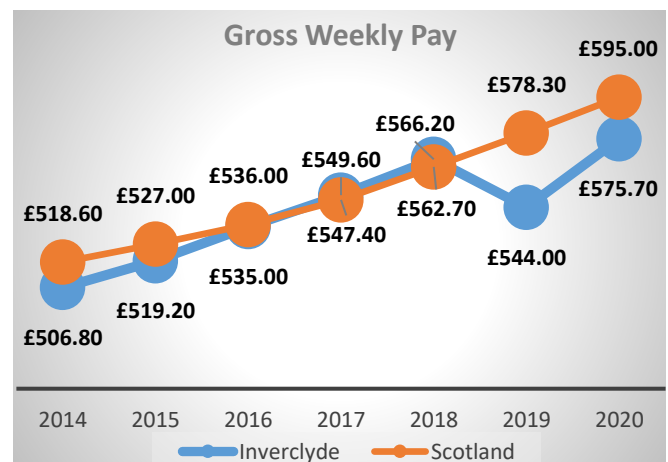


Earnings

Earnings by place of residence

Following a decrease in earnings by residence in 2019, there was an increase in 2020, bringing earnings for employees living in Inverclyde to £575.70, £20 below the national average.

Our target for this indicator is to match or be better than the national average and this was not achieved.



Population

School Leaver Attainment

The provision of high quality school estate and high quality education plays a vital role in making Inverclyde an attractive place in which to live, work and study and the quality of education provided will be a key consideration for families when considering relocating to Inverclyde.

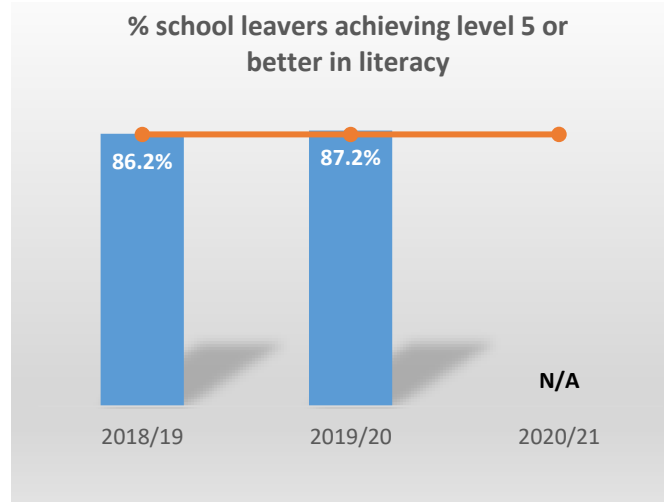
As part of the Inverclyde Literacy and Numeracy strategies, ambitious targets have been set for the percentage of pupils leaving school with National 5 in English and Mathematic and very good progress is being made in the delivery of this.

% school leavers achieving SCQF level 5 or better in literacy

Literacy and numeracy skills are essential skills for any school leaver. Pupils can achieve literacy or numeracy at a certain level by passing the relevant SQA literacy or numeracy units at National 3, 4 and 5. These units are included within a range of courses at these levels.

The target for this measure is 86%.

2020/21 data is not available.

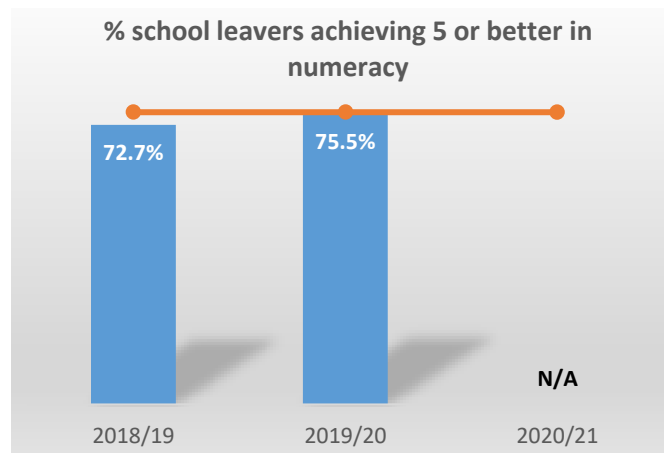


% school leavers achieving SCQF level 5 or better in numeracy

2020/21 data is not available.

Between 2018/19 and 2019/20 there was an increase in the percentage of school leavers achieving level 5 or better in numeracy.

The target for this measure is 76%.



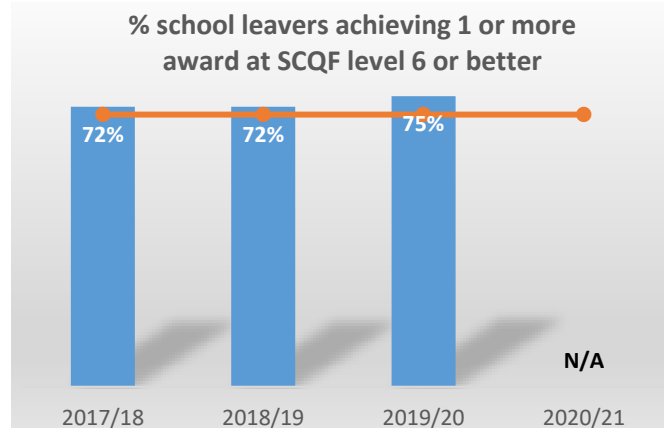
Population

% school leavers achieving 1 or more awards at SCQF level 6 or better

The 2020/21 data for this indicator is due to be published by the Scottish Government in February 2022.

In academic year 2019/20 there was an increase in the percentage of Inverclyde school leavers that achieved 1 or more award at SCQF level 6 or better with performance increasing to 75%.

The performance target is 70% and this was achieved.



% school leavers achieving 5 or more awards at SCQF level 6 or better

The 2020/21 data for this indicator is due to be published by the Scottish Government in February 2022.

In academic year 2019/20 there was an increase in the percentage of school leavers achieving 5 or more awards at SCQF level 6 or better in 2019/20 with performance improving to 38.3%.

The performance target of 36% was achieved.

