

Culture and Heritage

These pages contain a range of performance information on the progress that the council is making towards the achievement of the following organisational priority:

To preserve, nurture and promote Inverclyde's unique culture and heritage

The performance information provided here is taken from the high level indicators in the council's Corporate Plan and the council's key performance indicators. The information on these pages relates to the following areas of performance:

- Libraries
- Museums
- Cultural Activity

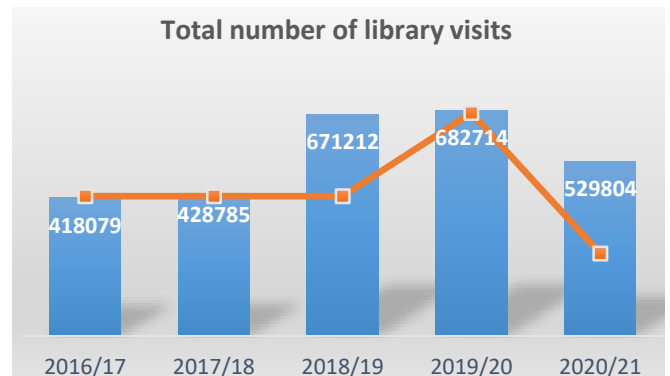
You can find more information on the activities carried out by Inverclyde's Council's Cultural Services in the Cultural Services Annual Report which is on the Culture and Heritage performance webpage. You can also find more information on what the council and partners are doing to promote a thriving culture and heritage offer in Inverclyde in the Inverclyde Heritage Strategy, which is also on this webpage.

Libraries

Total number of library visits

The number of library visits in 2020/21 has reduced significantly from 2019/20. However, this can be attributed to the Covid-19 pandemic and the national lockdowns which meant that only online library services were available for much of the year.

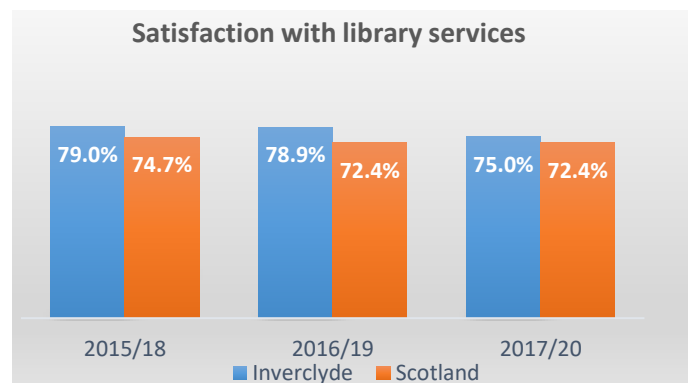
The target for the year was reduced to reflect the restrictions on service delivery and the new target was achieved.



Satisfaction with library services

The data for this LGBF indicator is sourced from the Scottish Household Survey. It is acknowledged by SOLACE that this data has its limitations, particularly for smaller Councils such as Inverclyde.

Data for 2017/20 shows a small decrease in satisfaction levels with local libraries, falling to 75%. Inverclyde had the 15th highest satisfaction levels in Scotland.



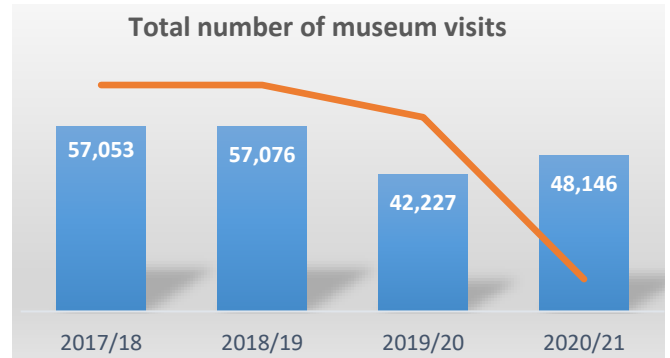
Culture and Heritage

Museums

Total number of museum visits

In 2020/21 there were 48,146 visits to, or usages of, the Council's museum. This was an increase in visitor numbers from the previous year. The Museum was affected by the lockdown which was put in place just a few months after the completion of its major refurbishment.

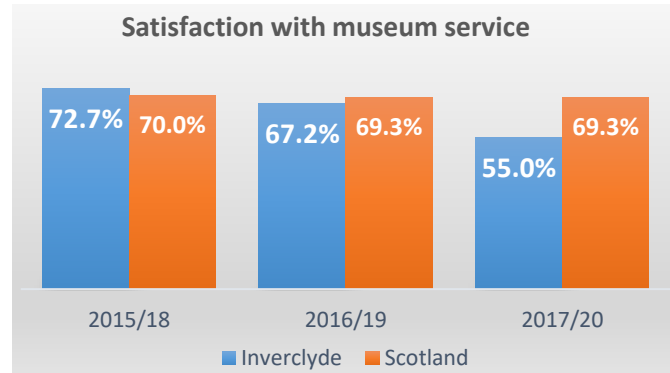
The visits during the year include 1,168 in person and 32,713 via Council's website. The target for the year was reduced to reflect the restrictions on service delivery and the new target was achieved.



Satisfaction with museum service

The data for this LGBF indicator is sourced from the Scottish Household Survey. It has been acknowledged by SOLACE that this data has its limitations, particularly for smaller Councils such as Inverclyde.

Satisfaction levels with museum and galleries in 2017/20 in Inverclyde was below the Scottish average. Inverclyde's ranking in 2017/20 was 25th in Scotland.

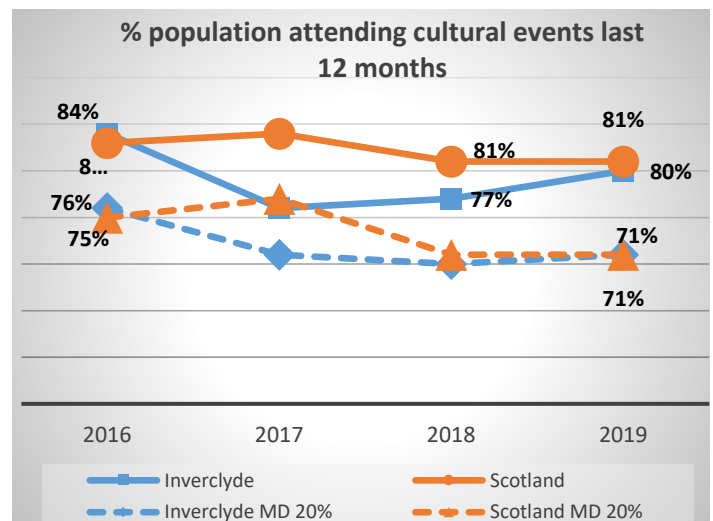


Cultural activity

Attendance of cultural events / places of culture in the last 12 months

The data for this indicator is taken from the Scottish Household Survey. In 2019, the percentage of Inverclyde's population that attended cultural events or places of culture was almost on a par with the Scottish average. The percentage of Inverclyde residents attending cultural events or places of culture in the last 12 months has fallen from 84% in 2016 to 80% in 2019.

In addition, the percentage of the population from our most deprived 20% of areas attending cultural events has also fallen over the same period, reflecting the Scottish trend. Inverclyde attendance rates in 2019 are the same as the Scottish average, 71%.



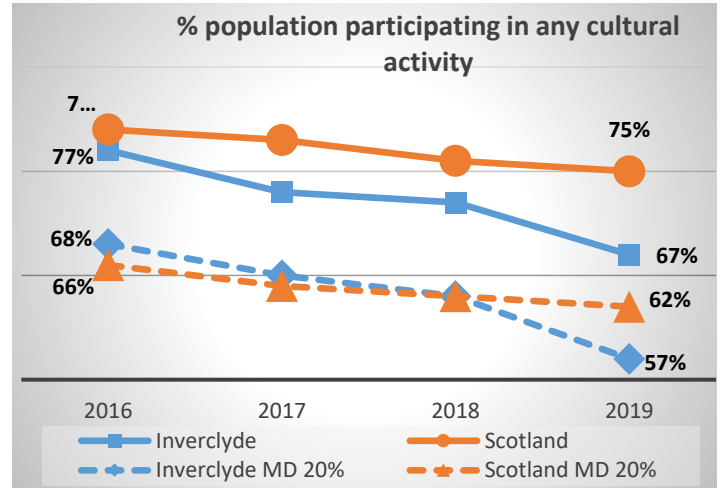
Culture and Heritage

Percentage of adults participating in any cultural activity in the last 12 months

The data for this indicator is taken from the Scottish Household Survey.

The data shows that the percentage of adults in Inverclyde participating in any cultural activity has fallen over the past 4 years, from 77% to 67%, and is lower than the Scottish average over the period shown.

The percentage of the population living in the most deprived 20% of areas that have participated in any cultural events in the past 12 months is lower than the overall Inverclyde population as a whole and has also fallen between 2016 and 2018. Inverclyde's attendance rate of 57% is also below the Scottish rate.



All Scottish Government face-to-face interviewing, including the Scottish Household Survey (SHS), was suspended from 17 March 2020. In October 2020, a contact-free telephone/video approach was successfully piloted, and was subsequently rolled out to the remainder of the 2020 sample, the results of which will be published in autumn 2021. Due to the smaller sample size, the Scottish Government will not be publishing 2020 data broken down in as many ways as usual and data for individual local authorities will not be available.