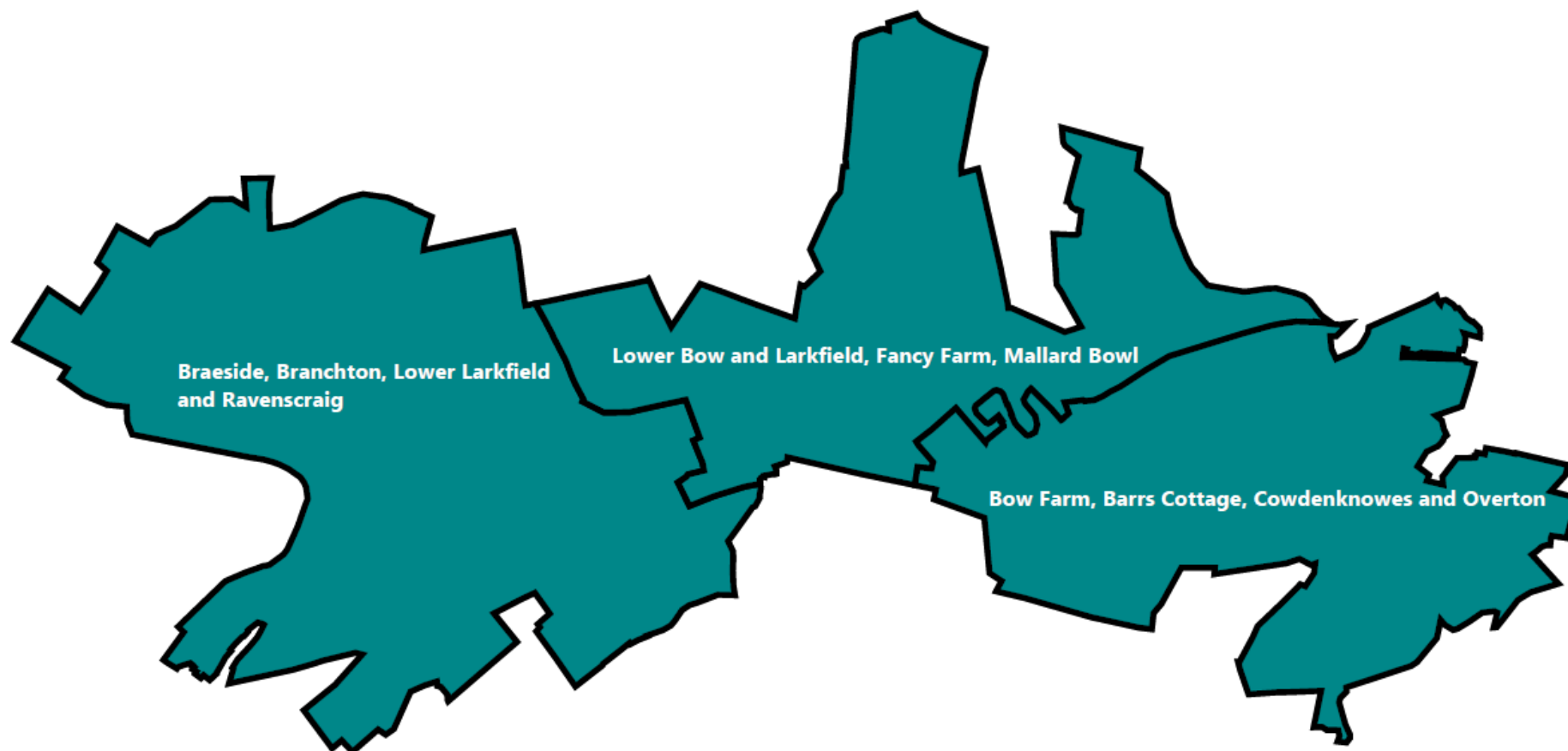


Our Place Our Future - Greenock South and South West results

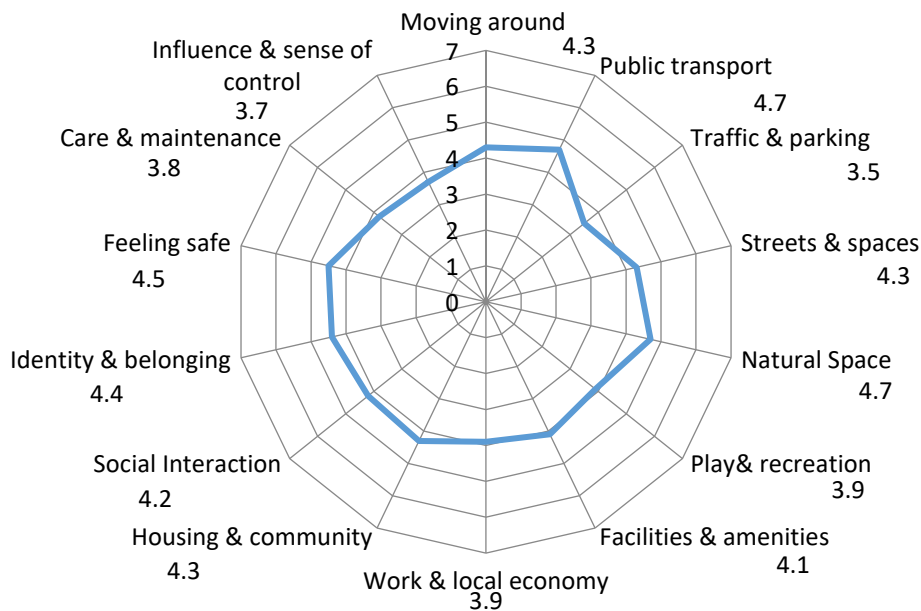


Our Place Our Future - Greenock South and South West results

There were 251 responses from people who gave post codes that sit within the locality of Greenock South and South West.

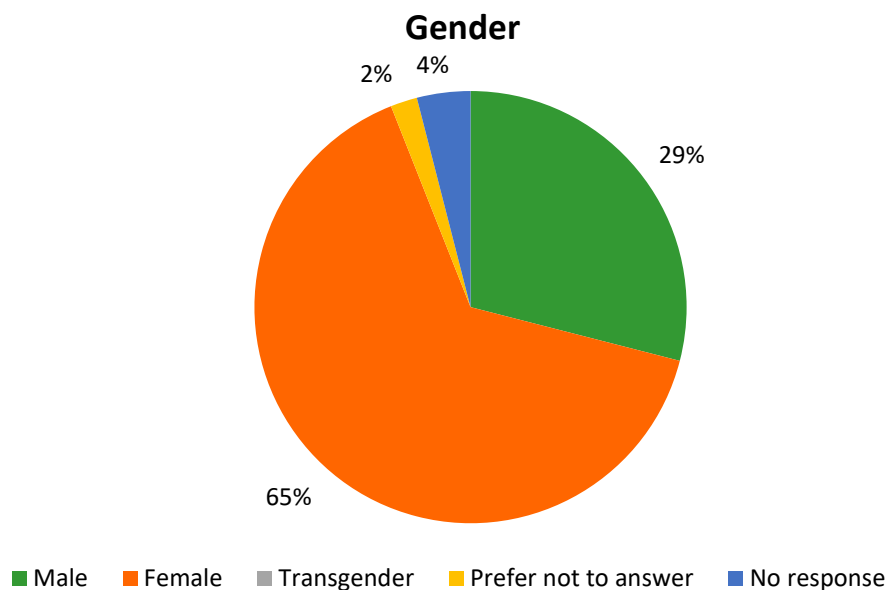
The overall highest scoring areas (based on average scores) were natural space (4.7), public transport (4.7) and feeling safe (4.5). The lowest scoring areas were traffic and parking (3.5), influence and sense of control (3.7) and care and maintenance (3.8).

Greenock South & South West average scores

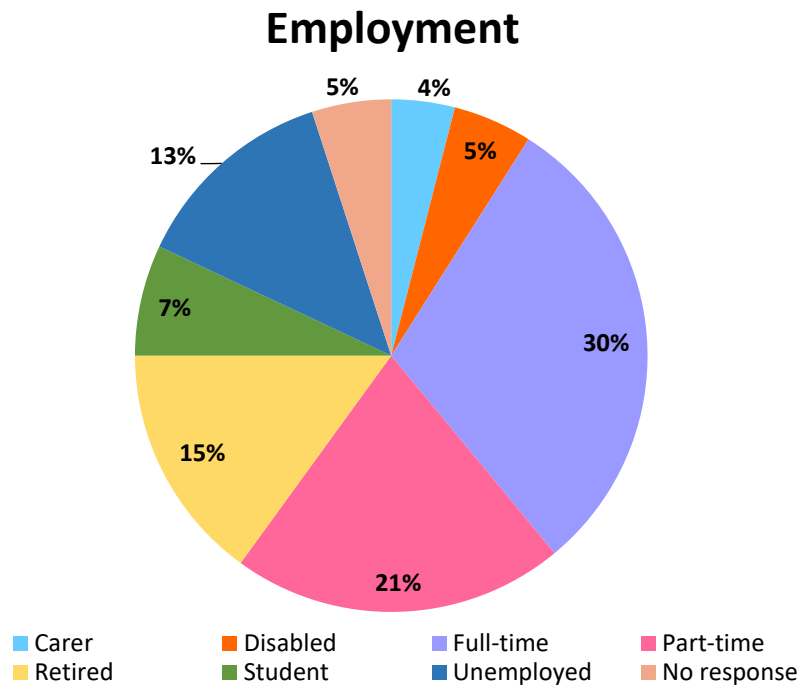
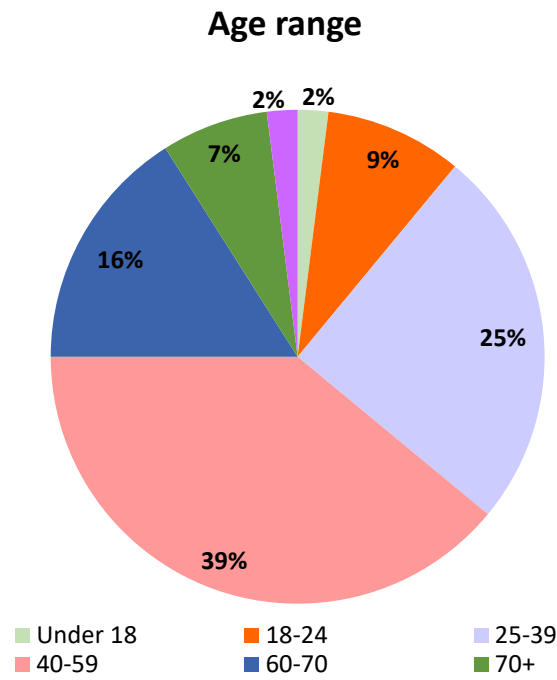


Demographics

There were 163 females and 73 males. 4 respondents preferred not to answer and there were 11 non-responses.

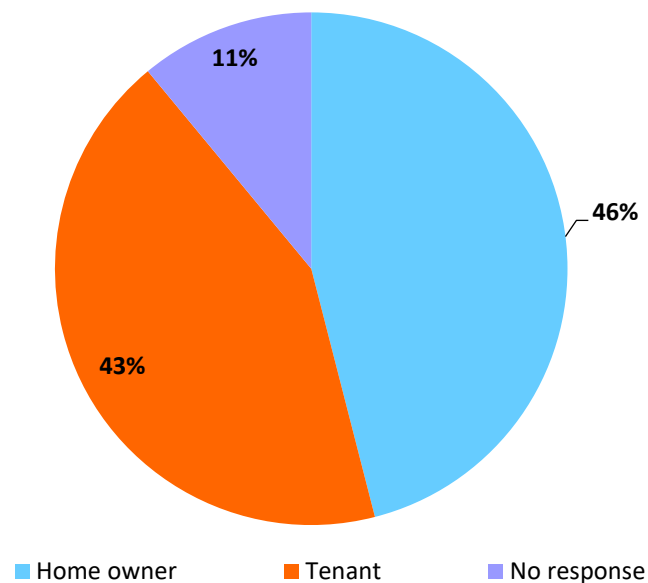


Our Place Our Future - Greenock South and South West results

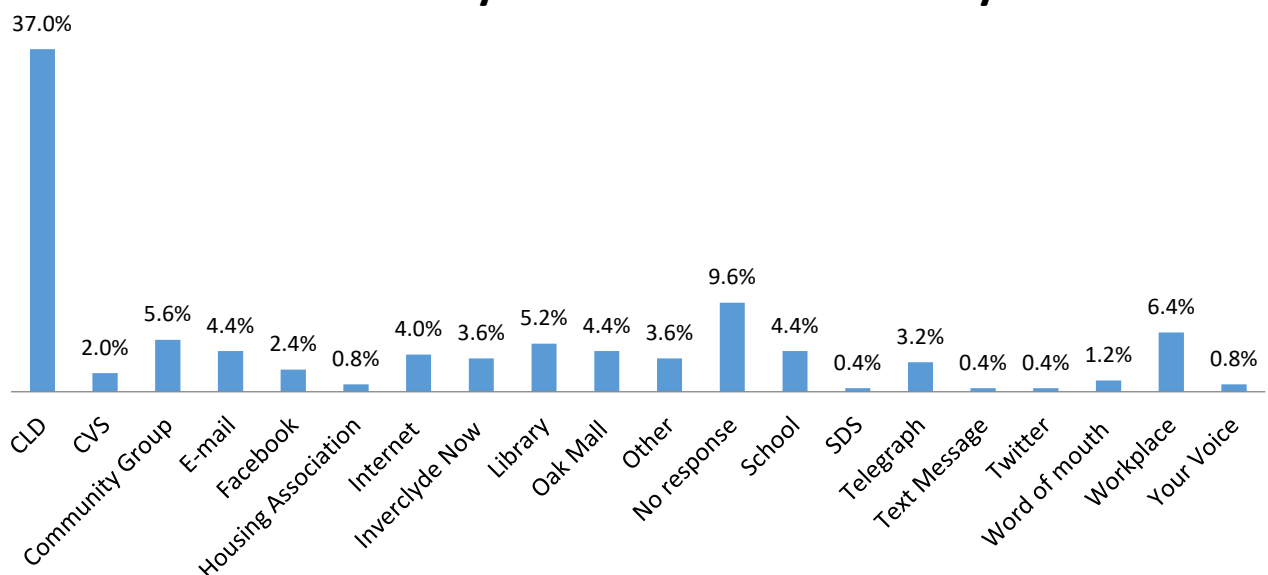


Our Place Our Future - Greenock South and South West results

Tenure



Where did you hear about the survey?



The average scores and recurring themes from comments for each aspect of the Place Standard are as follows:

1. Moving Around

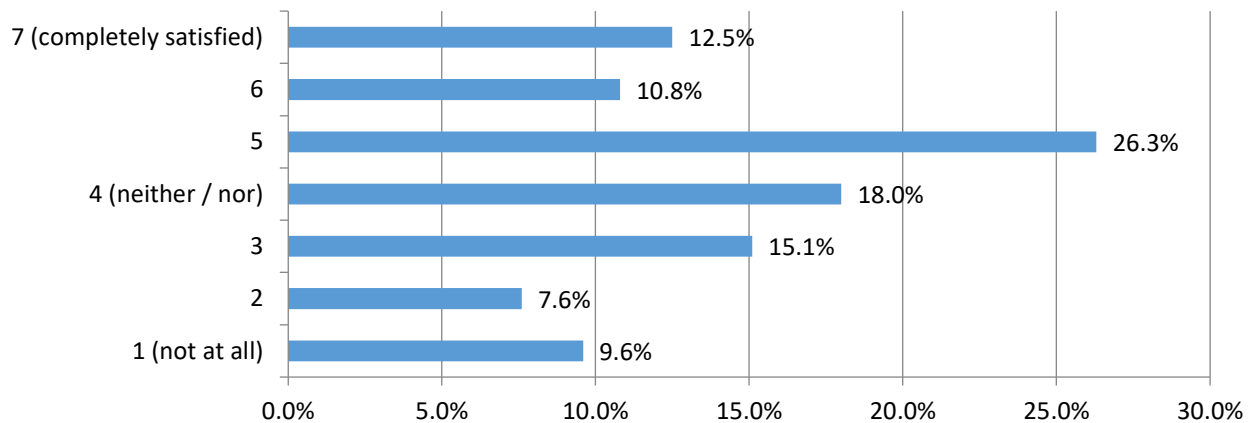
Q: Can I easily walk and cycle around using good quality routes?

Average rating = 4.3

The graph below shows the range of scores from those that responded to this question.

Our Place Our Future - Greenock South and South West results

Moving Around



Key themes from comments:

- Pavements need repair, although in some areas they have been.
- Dog fouling is a problem
- Cars parking on pavements is an issue
- Walking and cycling paths are often covered in broken glass and dog fouling
- Overgrown vegetation can cause problems on lanes and paths
- There is mixed provision of cycle paths with some needing upgrading

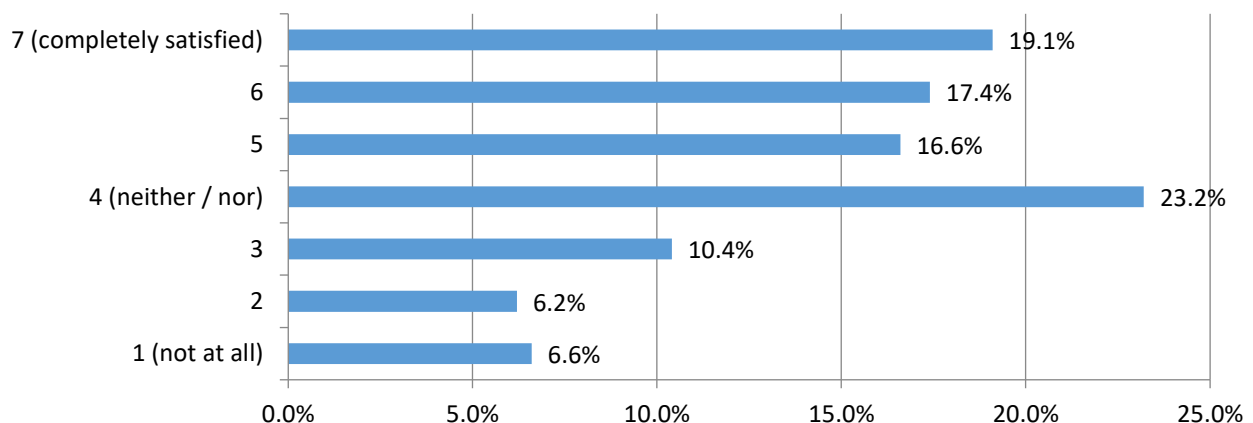
2. Public Transport

Q: Does public transport meet my needs?

Average rating = 4.7

The graph below shows the range of scores from those that responded to this question.

Public Transport



Key themes from comments:

- Buses very expensive, especially for those with young families and who are on benefits/low incomes
- Various opinions on whether bus services are reliable or not
- Many comments that buses do not run to timetable

Our Place Our Future - Greenock South and South West results

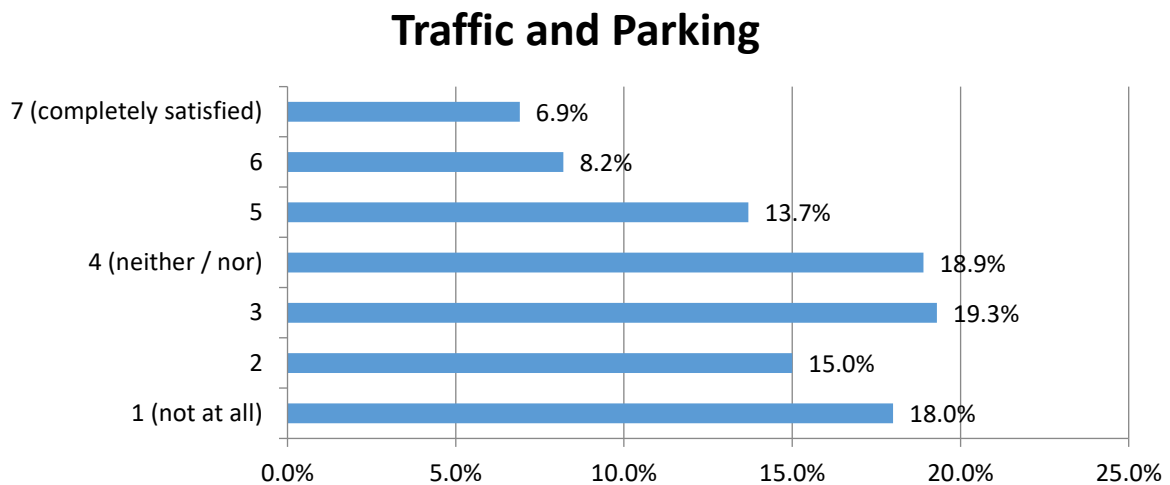
- There are issues with little bus service and night and on Sundays
- Those with free bus passes seem to be more satisfied with service.

3. Traffic and Parking

Q: Do traffic and parking arrangements allow people to move around safely and meet the community's needs?

Average rating = 3.5

The graph below shows the range of scores from those that responded to this question.



Key/ recurring themes from comments:

- There is not enough parking locally resulting in people parking on pavements
- There were a number of comments that people have to walk onto the road because of parking on pavements, a number with prams
- Some people commented that there are too many cars, driving too fast
- Many people are not respecting dropped kerbs and are parking on them, restricting access for those with mobility problems
- A number of people commented about parking around schools, with parents not using drop off areas or parking irresponsibly

General Comments about the town centre included:

- Many people do not like the parking restrictions introduced to the town centres, a smaller number commented that the new disc system is good.
- There were a number of comments that the parking arrangements in Greenock Town Centre are confusing, particularly with the different waiting times

4. Streets and Spaces

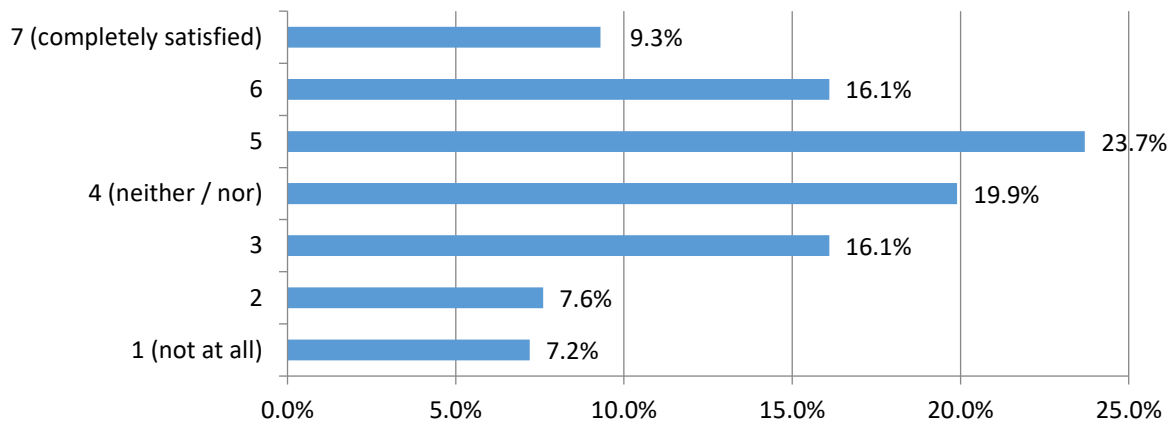
Q: Do buildings, streets and public spaces create an attractive space that is easy to get around?

Average rating = 4.3

The graph below shows the range of scores from those that responded to this question.

Our Place Our Future - Greenock South and South West results

Streets and Spaces



Key/ recurring themes from comments:

- Many respondents commented on feeling safe during the day but not in the evenings
- Derelict buildings spoil certain areas e.g. Cumberland Walk
- Poor street lighting in areas
- Litter
- Positive comments include the fantastic views, excellent schools, improvements in social housing, attractive greenspace, natural beauty of the environment

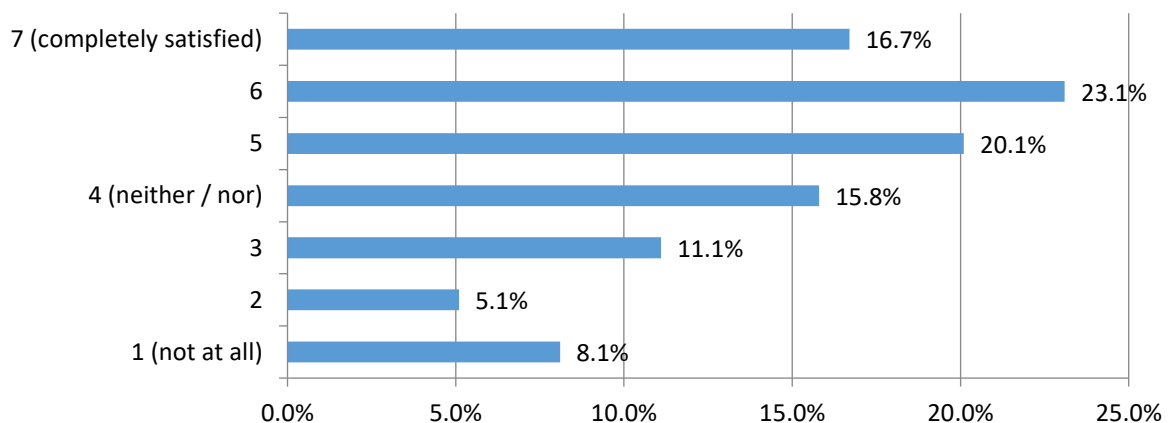
5. Natural Space

Q: Can I regularly experience good quality natural space?

Average rating = 4.7

The graph below shows the range of scores from those that responded to this question.

Natural Space



Key/ recurring themes from comments:

Our Place Our Future - Greenock South and South West results

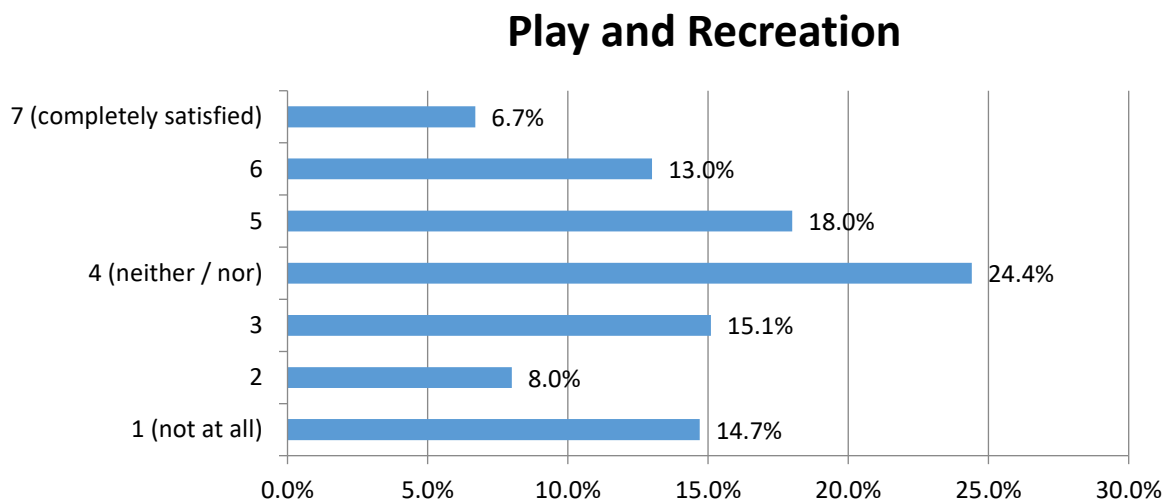
- A large number of respondents agreed that they have access to good quality, natural space. Local areas mentioned included The Cut, Cornalees, local parks, Lunderston Bay, Esplanade and Murdieston Dam
- Issues of litter, broken glass, dog fouling in parks and open spaces
- Ant-social behaviour in parks acts as a deterrent to visiting them
- Lack of maintenance of open spaces
- Some respondents did not feel that they have access to natural greenspace or parks

6. Play and Recreation

Q: Do I have access to a range of spaces and opportunities for play and recreation?

Average rating = 3.9

The graph below shows the range of scores from those that responded to this question.



Key/ recurring themes from comments:

- Lack of facilities for teenagers
- Branchton Community Centre highly rated
- A number of respondents commented that there are no facilities in their area

7. Facilities and Amenities

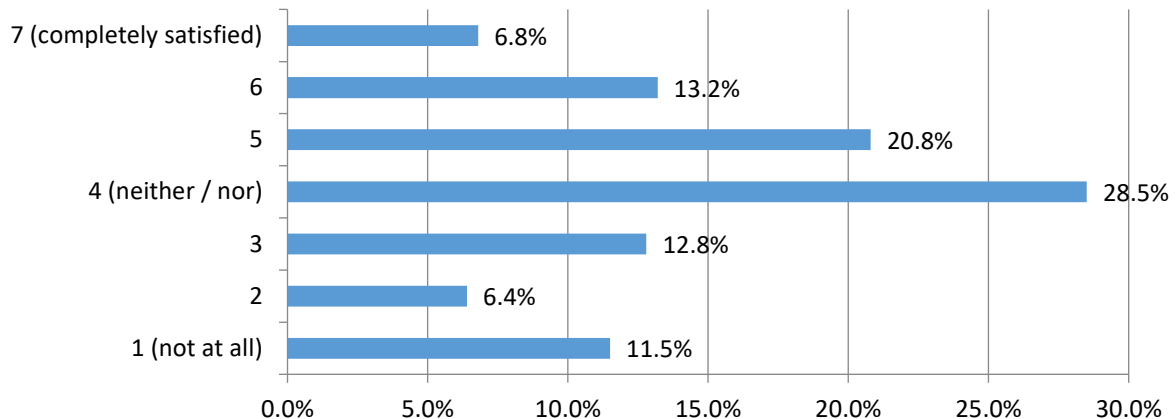
Q: Do facilities and amenities meet my needs?

Average rating = 4.1

The graph below shows the range of scores from those that responded to this question.

Our Place Our Future - Greenock South and South West results

Facilities and Amenities



Key/ recurring themes from comments:

- Local facilities, e.g. community halls could be better used to reach their full potential
- A number of respondents commented that there is a lack of facilities in their area
- Larkfield Community Hall is a good facility but needs upgraded

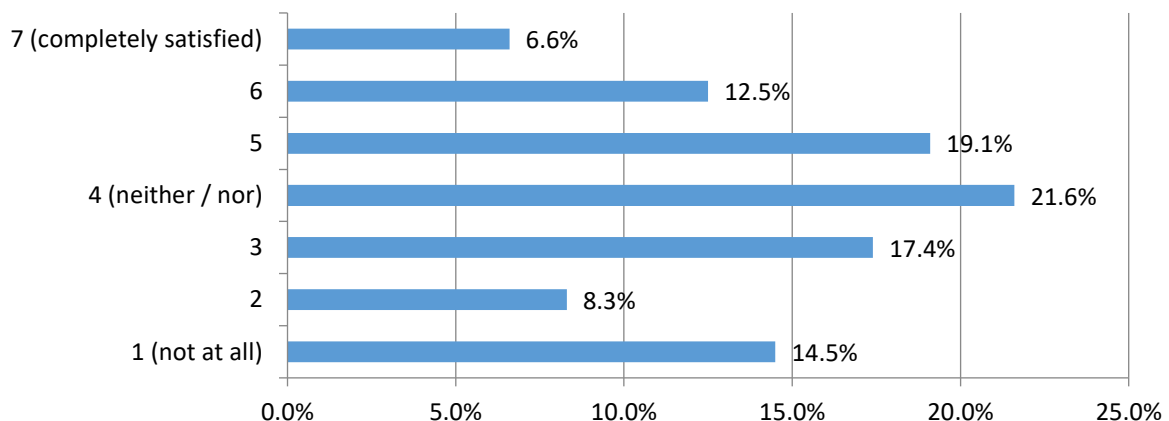
8. Work and Local Economy

Q: Is there an active local economy and the opportunity to access good quality work?

Average rating = 3.9

The graph below shows the range of scores from those that responded to this question.

Work and the local economy



Key/ recurring themes from comments:

- Adult learning classes should be available in the evenings
- Difficult for young people to find work
- Many respondents commented on the lack of job opportunities in the area for all ages, particularly quality employment (not zero hours contracts) and the lack of permanent jobs

Our Place Our Future - Greenock South and South West results

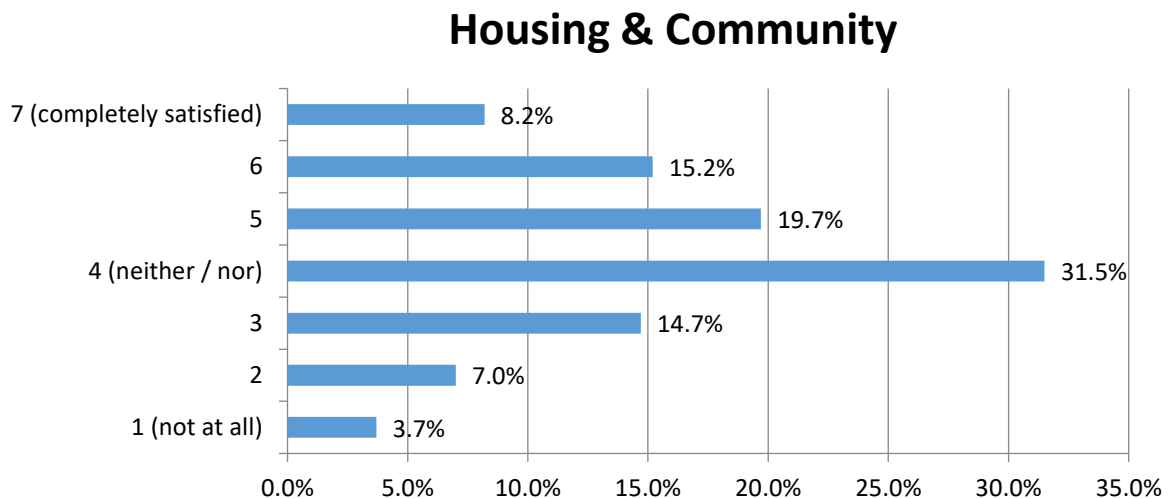
- More promotion of services available required
- More services / classes for older people required

9. Housing & Community

Q: Does housing support the needs of the community and contribute to a positive environment?

Average rating = 4.3

The graph below shows the range of scores from those that responded to this question.



Key / recurring themes from comments:

- There were mixed views on the quality of housing in the social rented sector
- Housing is not meeting demand, including not enough 1 bedroom flats, lack of available housing for the young and pensioners
- Improvements in housing stock evident

10. Social Interaction

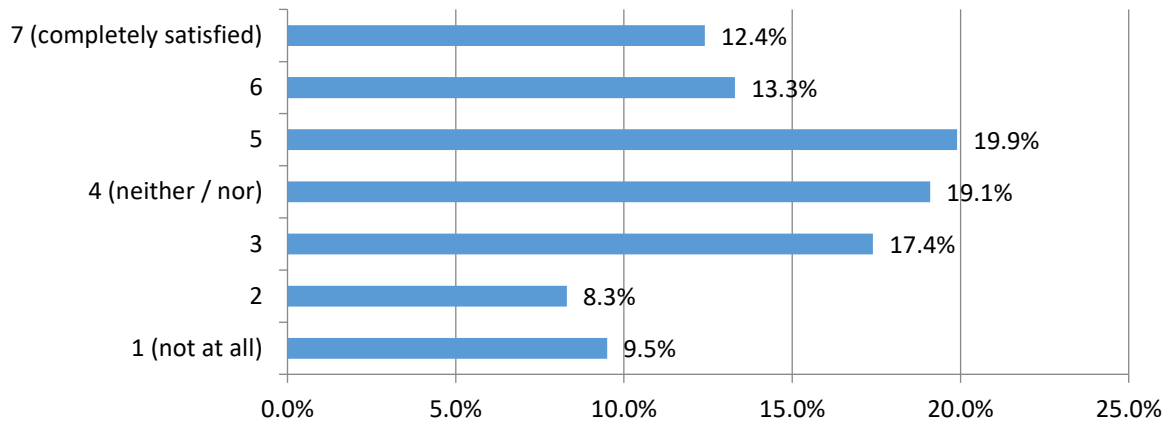
Q: Is there a range of spaces and opportunities to meet people?

Average rating = 4.2

The graph below shows the range of scores from those that responded to this question.

Our Place Our Future - Greenock South and South West results

Social Interaction



Key / recurring themes from comments:

- There were mixed views on the opportunities for social interaction, some respondents felt not at all whilst others were satisfied with the opportunities for social interaction. Opportunities vary from area to area.
- Places where respondents meet include community centres, Church, Youth Connections
- More advertising of what is available is required
- Poor choice of shops in Greenock town centre

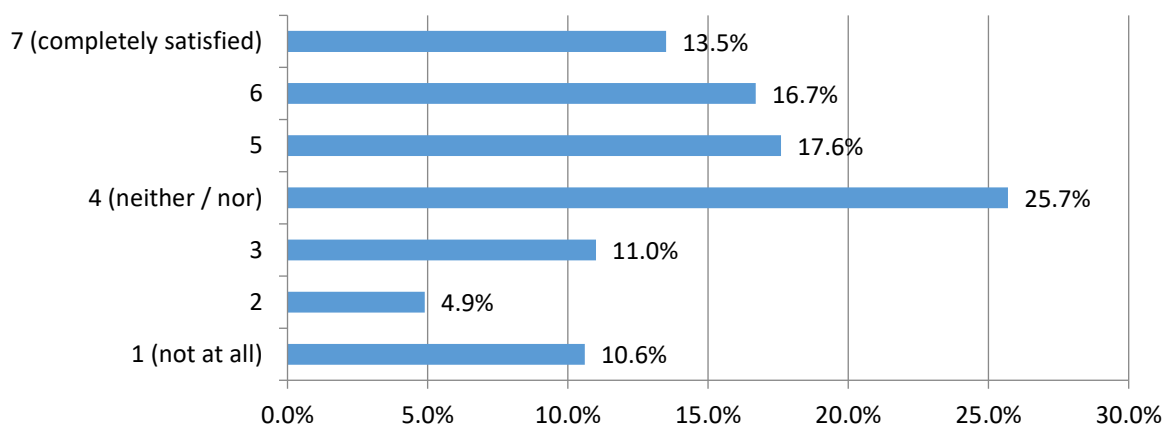
11. Identity & belonging

Q: Does this place have a positive identity and do I feel I belong?

Average rating = 4.4

The graph below shows the range of scores from those that responded to this question.

Identity & belonging



Our Place Our Future - Greenock South and South West results

Key / recurring themes from comments:

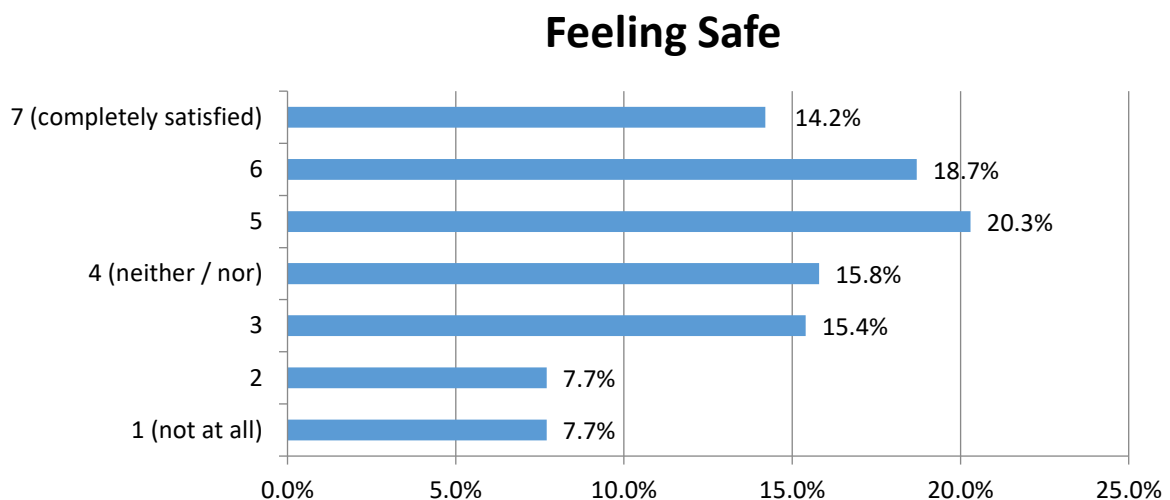
- A large number of respondents commented that there is good community spirit where they live
- More awareness of what groups exist in communities to encourage active engagement

12. Feeling safe

Q: Do I feel safe?

Average rating = 4.5

The graph below shows the range of scores from those that responded to this question.



Key / recurring themes from comments:

- A large number of respondents commented that they feel safe at home or in their local area but not outside in the evening
- Drug misuse in local communities was raised as a cause for concern by a number of respondents

13. Care & maintenance

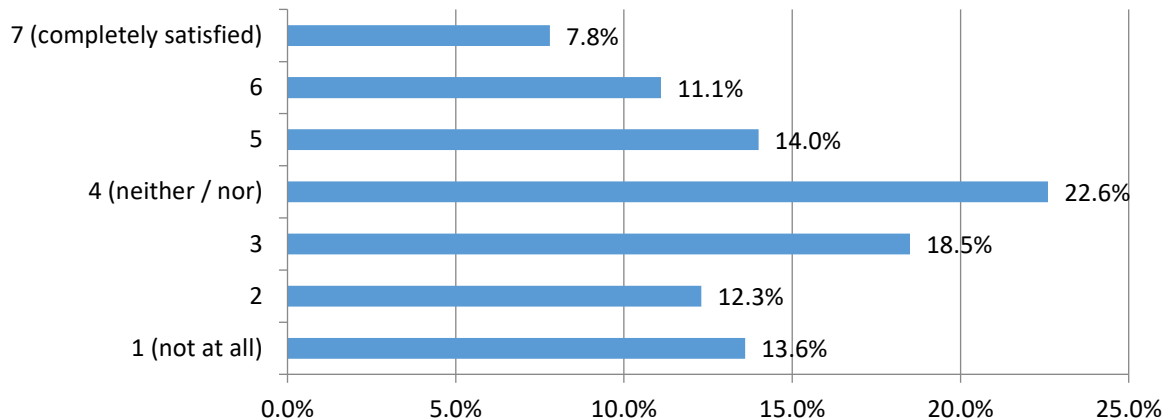
Are buildings and spaces well cared for?

Average rating = 3.8

The graph below shows the range of scores from those that responded to this question.

Our Place Our Future - Greenock South and South West results

Care & maintenance



Key themes from comments:

- Dog fouling, flytipping, broken glass and litter were noted by the majority of respondents as an issue.
- Derelict buildings creating an eyesore e.g. Cumberland Road, Nairn Road

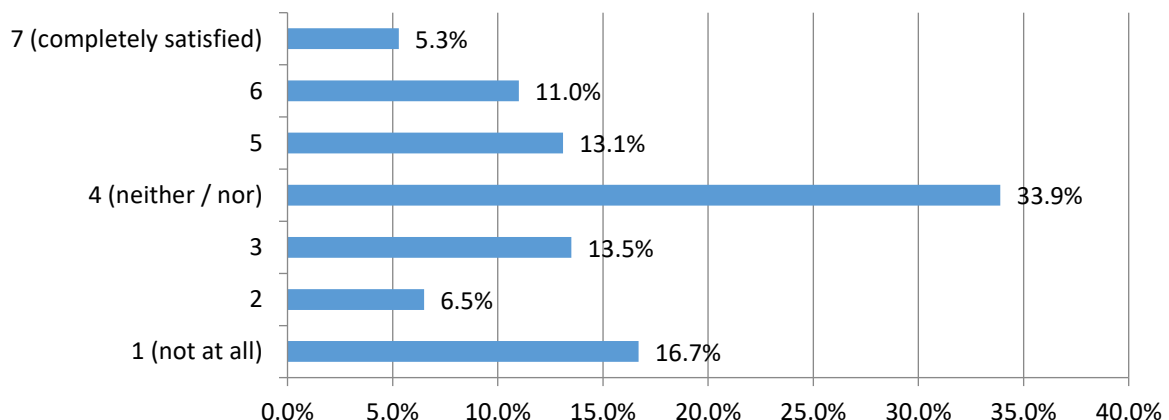
14. Influence & sense of control

Do I feel able to participate in decision and help change things for the better?

Average rating = 3.7

The graph below shows the range of scores from those that responded to this question.

Influence & sense of control



Key themes from comments:

- A large number of respondents commented that they did not feel listened to compared to those that did feel listened to
- Several respondents commented that they would know where to go if they wanted to have their voice heard
- Of those that did feel listened to, the agencies involved included social housing provider, community groups